

# LL Tracker

## Operation Manual

Luminous Co., Ltd

V1.00

July 26th, 2021

## Contents

1.	Introduction.....	3
2.	How to get the software.....	4
3.	Specifications .....	4
4.	Run the software. ....	5
4.1.	The preparation before running the software. ....	5
4.1.1.	Setting invalid for the auto-lock function.....	5
4.2.	How to start the software .....	6
5.	Screen Constitution .....	7
6.	Monitor screen .....	8
7.	Data Screen.....	9
8.	Setting Screen .....	10
8.1.	Modify the setting of the monitor screen. ....	10
8.2.	The screen for setting the E-mail parameter. ....	11
8.3.	The screen for setting network parameters .....	12
8.4.	The option.....	12
8.5.	The all setting reset.....	13
9.	Exit.....	14
10.	End User Software License agreement .....	16
10.1.	License .....	16
10.2.	Restrictions .....	16
10.3.	Term and Termination.....	16
10.4.	Export Law Assurances.....	17
10.5.	Export Law Assurances.....	17
10.6.	Disclaimer of Warranty on Software .....	17
10.7.	Limitation of Liability.....	18
10.8.	Controlling Law and Severability.....	18
10.9.	Complete Agreement .....	18
10.10.	Jurisdiction.....	19
10.11.	Acknowledgement .....	19
11.	Modification History.....	20

1. Introduction

LL Tracker is the application software which works on iPhone, and get the location information from Location information satellite, accelerometer information, motion information, and pressure information periodically.

User can see the data during the acquisition, and after one. They also send the data by E-Mail and upload to our server.

The operation manual explains the specification, and how to operation about the software.

The following abbreviations are used in the operation manual.

“the software”	Location tracker software
“the manual”	Location tracker operation manual

2. How to get the software

The software is available by downloading at App Store.

(There is a option charge for changing the limitation of settings)

About the usage of the software, you need to agree to the chapter of software license agreement in the manual. If you do not agree to it, please don' t to use the software.

3. Specifications

The followings are the specification of the software.

Items	Specifications
Support devices	iPhone (OS 14.1 and over)
The data the software acquires	<ul style="list-style-type: none"> <li>- The location information from location information satellites</li> <li>- The distance (km/mile)</li> <li>- Total distance (km/mile)</li> <li>- The speed (km/h and mile/h)</li> <li>- The accelerometer information</li> <li>- The motion information</li> <li>- The pressure information</li> </ul>
The interval time of acquiring and save data	Free version : 15 second By the optional charge : 5 seconds
The max total number of saved data	Free version : 500 By the optional charge :2000
Sending data by E-mail	CSV format
The interval time of uploading data to our server	Free version :60 seconds By the optional charge : 30 seconds

\* The specifications is subject to change without notice.

4. Run the software.

4.1. The preparation before running the software.

4.1.1. Setting invalid for the auto-lock function

iPhone has the auto-lock function, and its status changes to “lock” if the setting of “lock” is valid and users don’ t operate iPhone during the time of setting.

The software suspends when the status of iPhone is “lock” , No data is acquired in the status.

For setting “invalid” , Set “Never” for “Auto-Lock” ( “Settings” -> “Display & Brightness” )


#### 4.2. How to start the software

Tap the following icon on the screen of iPhones.

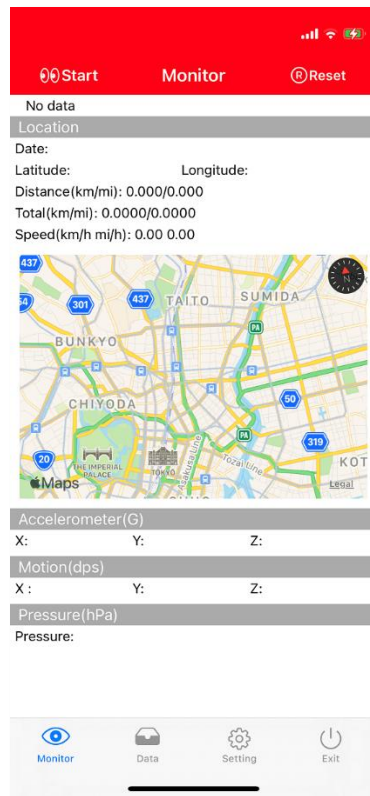


After starting the software, the splash screen and monitor screen appear.

Splash screen

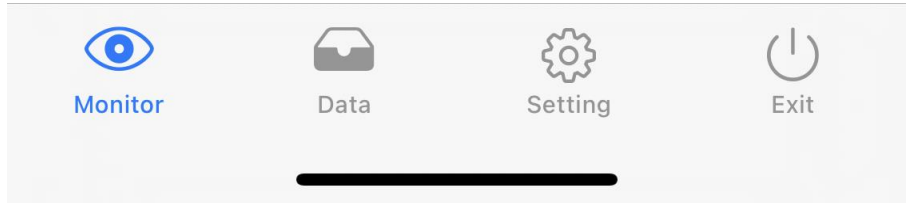


Monitor screen



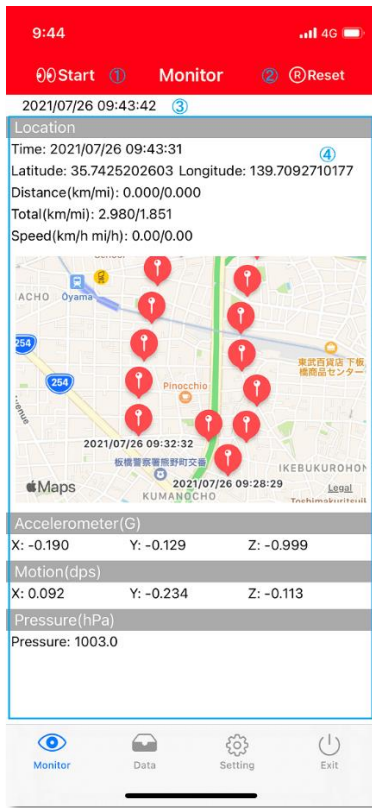
5. Screen Constitution

The screen constitution of the software is the monitor screen, data screen, setting screen, and the tab with icons.

Screen	The functions
Monitor screen	<ul style="list-style-type: none"> <li>- Start and stop the periodical data acquisition.</li> <li>- Display the data acquired in real time.</li> <li>- Save the data</li> <li>- Start and stop uploading data to the server</li> </ul>
Data screen	<ul style="list-style-type: none"> <li>- Display the saved data.</li> <li>- Send the data by E-mail</li> </ul>
Setting screen	Setting the monitor parameters, E-Mail parameters, and Network parameters.
Tab	<p>There are folloing icons on the tab to control the software</p> 

6. Monitor screen

Users can monitor data in real time after tapping start button.



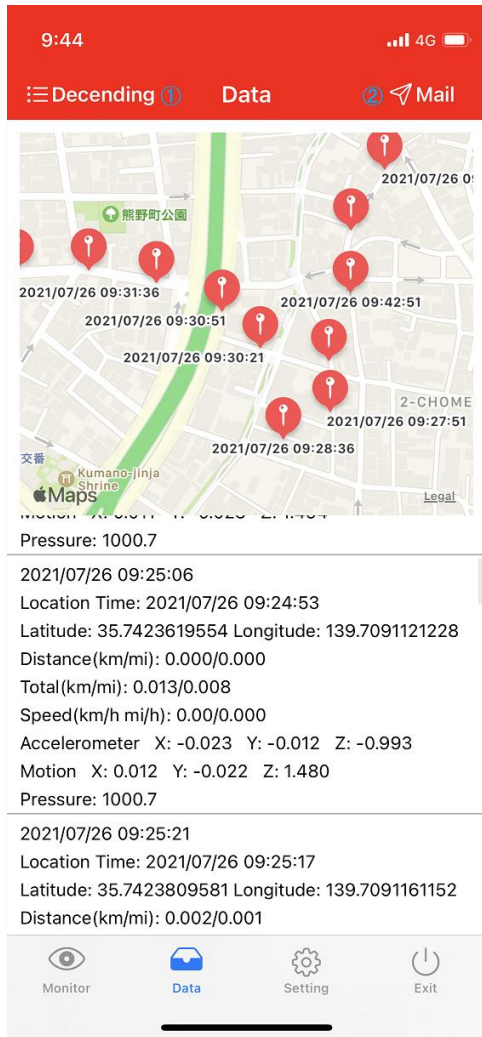
- ① Start/Stop the data acquisition
- ② Start/Stop the data upload
- ③ The time of acquiring data
- ④ Acquired data information



## 7. Data Screen

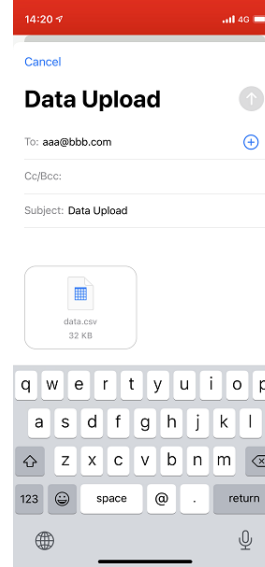
Data screen appears by tapping the data screen icon on the tab.

The acquired data is displayed at the screen.



①

② Send the data via E-Mail by tapping the button

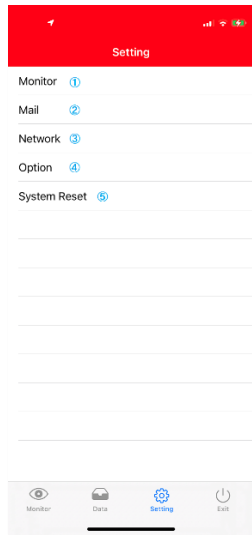


Users are able to zoom the map, scroll the data list

## 8. Setting Screen

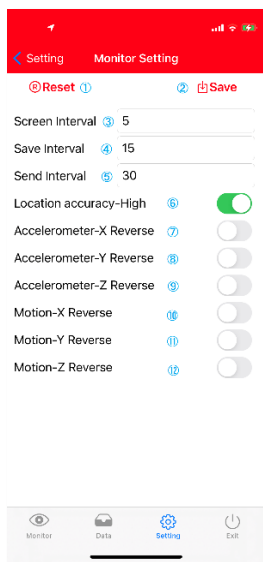
Setting screen appears by the setting screen icon on the tab.

There are some setting items and move to the screen for them by tapping the ones.



- ① Display the setting screen for the monitor screen
- ② Display the setting screen for the mail screen
- ③ Display the setting screen for the network
- ④ Option (APP Charge)
- ⑤ Reset all setting

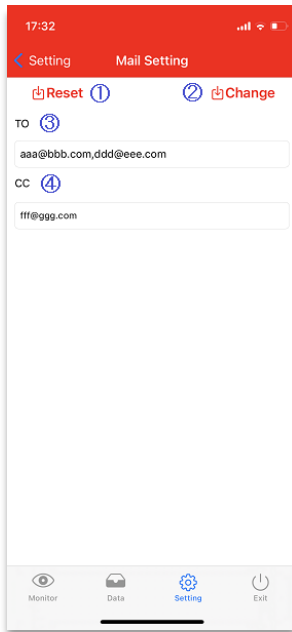
### 8.1. Modify the setting of the monitor screen.



- ① Reset the parameter by tapping the button
- ② Save the new parameter by tapping the button
- ③ Change the interval of displaying new data
- ④ Change the interval of saving new data
- ⑤ Change the interval of uploading new data to the server
- ⑥ The setting of
- ⑦ Reverse plus and minus for the data of accelerometer-X
- ⑧ Reverse plus and minus for the data of accelerometer-Y
- ⑨ Reverse plus and minus for the data of accelerometer-Z
- ⑩ Reverse plus and minus for the data of motion-X

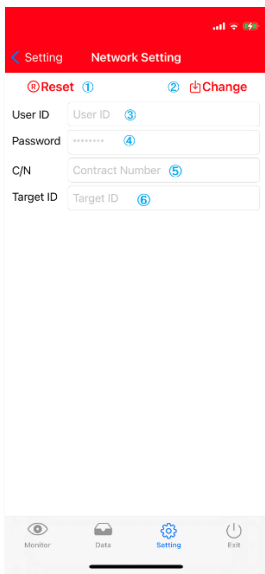
- ⑪ Reverse plus and minus for the data of motion-Y
- ⑫ Reverse plus and minus for the data of motion-Z

8.2. The screen for setting the E-mail parameter.



- ① Reset the parameter by tapping the button
- ② Save the new parameter by tapping the button
- ③ Change the address for “TO:” .  
The letter of ‘,’ can be used for setting multiple addresses
- ④ Change the address for “CC:” .  
The letter of ‘,’ can be used for setting multiple addresses

### 8.3. The screen for setting network parameters



- ① Reset the parameter by tapping the button
- ② Save the new parameter by tapping the button
- ③ Input the user id
- ④ Input the password
- ⑤ Input the contract number
- ⑥ Input the target id

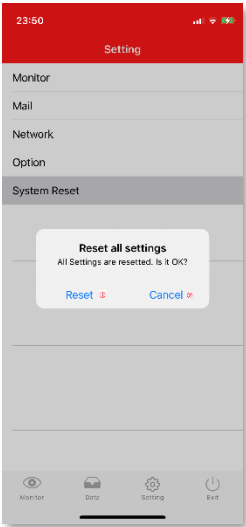
### 8.4. The option

Users can change the limit of settings by charging the option at App Store



- ① Charge the option

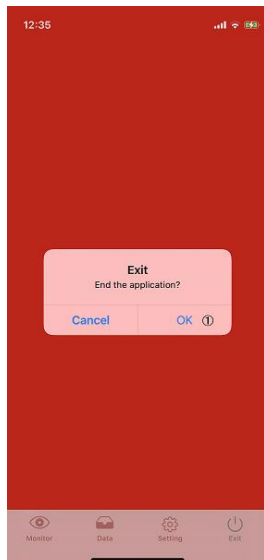
8.5. The all setting reset



- ② Reset the all setting
- ③ Cancel the operation

## 9. Exit

Tapping the exit icon make application exit



① Tap “OK” on the alert window

Trademarks and Registered Trademarks

Apple, the Apple logo, iPad, iPhone, iBeacon, are trademarks of Apple Inc., registered in the U.S. and other countries. The iPhone trademark is used under license from AiPhone Co., Ltd. App Store is service marks of Apple Inc.

IOS is a trademark or registered trademark of Cisco in the U.S. and other countries and is used under license.

## 10. End User Software License agreement

Luminous Co.,Ltd. ("LUMINOUS") grants you (as an individual, company, or legal entity) a license to use the Software (as hereafter defined) subject to the terms hereinafter set forth.

If you do not agree, you are not allowed to use this Software even if it is for trial purpose.

### 10.1. License

The application, demonstration, system and other software accompanying this License Agreement, whether on disk, in read only memory, or on any other media (the "Software") and related documentation are licensed to you by LUMINOUS.

The Software and related documentation include updated version of the Software and related documentation.

If LUMINOUS provides the Software and related documentation for you as recorded media such as disk, you get the rights of the recorded media such as disk on which the Software and related documentation is recorded from LUMINOUS but not for the Software, which LUMINOUS retains the title, right and interests for in and to the Software and related documentation.

You may not transfer your license rights in the Software, the backup copy of the Software, the related documentation and a copy of this License Agreement to another party, provided your user may make a copy of Software to Agent using electronic transmission from one computer to another through any means, including, without limitation, over a network.

### 10.2. Restrictions

The Software contains copyrighted material, trade secrets and other intellectual proprietary material which is owned by LUMINOUS and you may not decompile, reverse engineer, disassemble or otherwise reduce the Software to a human-perceivable form. You may not modify, network, rent, lease, loan, distribute or create derivative works based upon the Software in whole or in part.

You may not reproduce the related documentation.

You may not electronically transmit the Software from one computer to another through any means, including, without limitation, over a network subject to an exception set forth in the last paragraph of Section 1 above.

### 10.3. Term and Termination

This License Agreement is effective until you remove or uninstall the Software, related documentation and all copies thereof.



However, this License Agreement will terminate immediately without notice from LUMINOUS if you fail to comply with any provision of this License Agreement.

Upon termination you must remove or uninstall the Software, related documentation and all copies thereof.

#### 10.4. Export Law Assurances

If any official approval is required by governmental authorities to export or re-export, whether directly or indirectly, the Software, related documentations and any products derived directly therefrom, such export is subject to that approval. You shall obtain the necessary approval and comply in all respects with applicable laws, regulations and court orders, including, but not limited to, laws and regulations on export control, in your country or other applicable countries.

#### 10.5. Export Law Assurances

The Software and related documentation are "Commercial Items", as that term is defined at 48 C.F.R. § 2.101, consisting of "Commercial Computer Software" and "Commercial Computer Software Documentation", as such terms are used in 48 C.F.R. § 12.212 or 48 C.F.R. § 227.7202, as applicable.

Consistent with 48 C.F.R. § 12.212 or 48 C.F.R. § 227.7202-1 through 227.7202-4, as applicable, the Commercial Computer Software and Commercial Computer Software Documentation are being licensed to U.S. Government end users (a) only as Commercial Items and (b) with only those rights as are granted to all other end users pursuant to the terms and conditions herein.

Unpublished-rights are reserved under the copyright laws of the United States.

#### 10.6. Disclaimer of Warranty on Software

You expressly acknowledge and agree that use of the Software is at your sole risk. The Software and related documentation are provided "AS IS" and without warranty of any kind and LUMINOUS EXPRESSLY DISCLAIMS ALL WARRANTIES, EXPRESS OR IMPLIED, INCLUDING, BUT NOT LIMITED TO, THE IMPLIED WARRANTIES OF MERCHANTABILITY, OF FITNESS FOR A PARTICULAR PURPOSE, AND OF NONINFRINGEMENT OF THIRD-PARTY RIGHTS. LUMINOUS DOES NOT WARRANT THAT THE FUNCTIONS CONTAINED IN THE SOFTWARE WILL MEET YOUR REQUIREMENTS, OR THAT THE OPERATION OF THE SOFTWARE WILL BE UNINTERRUPTED OR ERROR-FREE, OR THAT DEFECTS IN THE SOFTWARE WILL BE CORRECTED.

FURTHERMORE, LUMINOUS DOES NOT WARRANT OR MAKE ANY REPRESENTATIONS REGARDING THE USE OR THE RESULTS OF THE USE OF THE SOFTWARE OR RELATED DOCUMENTATION IN TERMS OF THEIR CORRECTNESS, ACCURACY, RELIABILITY, OR OTHERWISE.

NO ORAL OR WRITTEN INFORMATION OR ADVICE GIVEN BY LUMINOUS OR A LUMINOUS AUTHORIZED REPRESENTATIVE SHALL CREATE A WARRANTY OR IN ANY WAY INCREASE OR EXTEND THE SCOPE

OF THIS WARRANTY.

SHOULD THE SOFTWARE PROVE DEFECTIVE, YOU (AND NOT LUMINOUS OR A LUMINOUS AUTHORIZED REPRESENTATIVE) ASSUME THE ENTIRE COST ARISING OUT OF OR IN CONNECTION WITH SUCH DEFECTIVE SOFTWARE, INCLUDING, WITHOUT LIMITATION, ALL NECESSARY SERVICING, REPAIR OR CORRECTION, SUBJECT TO EXCLUSIONS OF SOME JURISDICTIONS THAT DO NOT ALLOW THE EXCLUSION OF IMPLIED WARRANTIES.

#### 10.7. Limitation of Liability

UNDER NO CIRCUMSTANCES INCLUDING NEGLIGENCE, SHALL LUMINOUS BE LIABLE FOR ANY INCIDENTAL, SPECIAL OR CONSEQUENTIAL DAMAGES THAT RESULT FROM THE USE OR INABILITY TO USE THE SOFTWARE OR RELATED DOCUMENTATION, EVEN IF LUMINOUS OR A LUMINOUS AUTHORIZED REPRESENTATIVE HAS BEEN ADVISED OF THE POSSIBILITY OF SUCH DAMAGES.

SOME JURISDICTIONS DO NOT ALLOW THE LIMITATION OR EXCLUSION OF LIABILITY FOR INCIDENTAL OR CONSEQUENTIAL DAMAGES SO THE ABOVE LIMITATION OR EXCLUSION MAY NOT APPLY TO YOU.

IN NO EVENT SHALL LUMINOUS'S TOTAL LIABILITY TO YOU FOR ALL DAMAGES, LOSSES, AND CAUSES OF ACTION (WHETHER IN CONTRACT, TORT (INCLUDING NEGLIGENCE) OR OTHERWISE) EXCEED THE AMOUNT PAID BY YOU FOR THE SOFTWARE.

#### 10.8. Controlling Law and Severability

For a portion of the Software related with Microsoft Windows, this License Agreement shall be governed by and construed in accordance with the laws of the state of Washington, without regard to conflict of laws rules.

For a portion of the Software related with Apple macOS and iOS, this License Agreement shall be governed by and construed in accordance with the laws of the state California, without regard to conflict of laws rules.

For the other portions of the Software, including in relation with Android, this License Agreement shall be governed by and construed in accordance with the laws of Japan, without regard to conflict of laws rules.

If for any reason a court of competent jurisdiction finds any provision of this License Agreement, or portion thereof, to be unenforceable, that provision of this License Agreement shall be enforced to the maximum extent permissible so as to effect the intent of the parties, and the remainder of this License Agreement shall continue in full force and effect.

#### 10.9. Complete Agreement

This License Agreement constitutes the entire agreement between LUMINOUS and you with respect to the use of the Software and related documentation, and supersedes all prior or contemporaneous understandings or agreements, written or oral,

regarding such subject matter.

No amendment to or modification of this License Agreement will be binding unless in writing and signed by a duly authorized representative of LUMINOUS. LUMINOUS reserves the right, at its sole discretion and without prior notification to You, to modify this License Agreement from time to time for reasons, including, without limitation, of compliance with relevant laws.

#### 10.10. Jurisdiction

You agree that all the lawsuits hereunder shall be exclusively brought in the Tokyo District Court in Japan.

#### 10.11. Acknowledgement

For a portion of the Software related with Apple macOS and iOS, the terms and conditions of this License Agreement are concluded between you and LUMINOUS only, and not with Apple, Inc. ("Apple"). LUMINOUS, not Apple, is responsible for the Software and the content thereof. You agree to comply with any applicable third-party terms of agreement when using the Software. You acknowledge and agree that Apple, and Apple's subsidiaries, are third party beneficiaries of this License Agreement, and that, upon your acceptance of the terms and conditions of this License Agreement, Apple will have the right (and will be deemed to have accepted the right) to enforce this License Agreement against you as a third-party beneficiary thereof.

11. Modification History

Version	Date	Contents
v1.00	July 26 <sup>th</sup> , 2021	First version